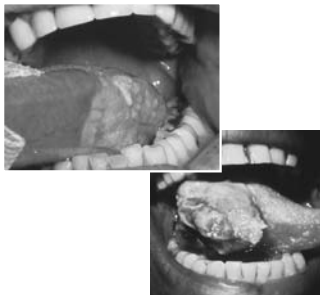


## Oral Cancer

**NEW!**

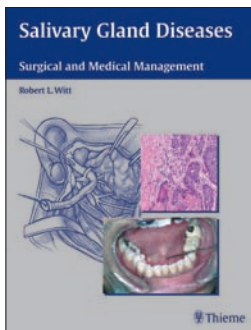
**Werning, J. W.**

Assistant Professor, Dept. of Otolaryngology,  
University of Florida, Gainesville, FL, USA



This book has a multi-faceted approach to the comprehensive management of oral cancer that goes beyond the standard and typical diagnosis, management, complications approach. Presents a unified perspective on the management of oral cancers at certain stages and sites within the oral cavity. The contributors have expertise in head and neck, maxillofacial surgery, oncology, radiation oncology, etc. This book includes the very latest trends and new developments, e.g. IMRT (Intensity modulated radiotherapy), new oral cancer screening tests for early detection, radioprotectors to preserve salivary gland function. It includes evidence-based recommendations, where appropriate, such as recommendations on management of oral cavity cancers.

© 2007 · 440 pp. · 350 illus. ·  
hardcover · ISBN 1-58890-309-5 ·  
US\$ 119.95



## Salivary Gland Diseases

**NEW!**

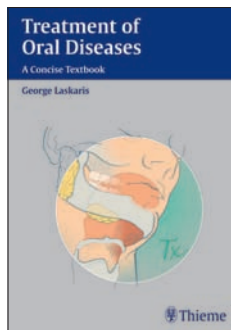
**Surgical and Medical Management**

**Witt, R. L.**

Chief of Otolaryngology, Christiana Care Health Systems, Wilmington, DE, USA;  
Associate Clinical Professor, Jefferson Medical College, Philadelphia, PA, USA

This clinical compendium of treatments for salivary gland diseases provides insights into the underlying anatomy, physiology, histology, pathology and imaging that leads to the indications for surgical or medical management. Chapters contain detailed line drawings on basic and advanced surgical techniques for conditions including congenital, inflammatory, neoplastic disease, and facial nerve dysfunction. The authors also discuss rapid advances in radiotherapy and treatment of xerostomia, as well as the emerging techniques of Sialendoscopy, IMRT, and de-novo tissue engineering of functional salivary gland tissue. This is an outstanding resource for the otolaryngologist, head and neck surgeon, oral surgeon, plastic surgeon and pathologist.

© 2006 · 288 pp. · 272 illus. ·  
hardcover · ISBN 1-58890-414-8 ·  
US\$ 139.95



## Treatment of Oral Diseases

**A concise clinical guide**

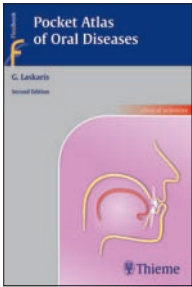
**Laskaris, G.**

Associate Professor and Director of Oral Medicine, Dept. of Dermatology, University Medical School, Athens, Greece

George Laskaris is renowned for his excellent Color Atlas of Oral Diseases, one of Thieme's all-time bestsellers. This new title by Laskaris represents the ideal companion to the atlas, providing a logical extension from the diagnostic atlases toward treatment of the diseases described here.

Each disease is described in capsule form, with epidemiology, etiology, the main clinical features, and the appropriate diagnostic tests. After this, a section follows on general therapeutic guidelines, which involve topical or systemic treatment, environmental factors and alternative or experimental treatments. Finally, each report includes a section of the most important references on that condition. This efficiently conceived therapeutic guide to oral diseases will be an invaluable aid for all residents and physicians who may be called upon to evaluate oral diseases.

© 2005 · 208 pp. · softcover ·  
ISBN 1-58890-176-9 · US\$ 49.95



## Pocket Atlas of Oral Diseases

2nd edition

Flexibook

Laskaris, G.

Associate Professor and Director of Oral Medicine, Dept. of Dermatology, University Medical School, Athens, Greece

Based on the best-selling hardcover edition, the new edition of the Pocket Atlas of Oral Diseases provides complete information on the diagnosis and treatment of oral disease. Featuring 367 vivid color photographs, this Thieme Flexibook is the indispensable pocket reference for otolaryngologists, dentists, dermatologists and primary care practitioners.

© 2006 · 384 pp. · 355 illus. · softcover · ISBN 1-58890-249-8 · US\$ 39.95

**NEW!**



## Color Atlas of Oral Diseases

3rd edition

Laskaris, G.

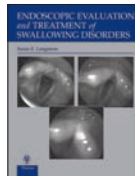
© 2003 · 454 pp. · 777 illus. · hardcover · ISBN 1-58890-138-6 · US\$ 149.95



## Color Atlas of Oral Diseases in Children and Adolescents

Laskaris, G.

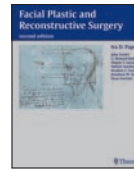
© 1999 · 352 pp. · 495 illus. · hardcover · ISBN 0-86577-789-6 · US\$ 139.95



## Endoscopic Evaluation and Treatment of Swallowing Disorders

Langmore, S.

© 1999 · 280 pp. · 150 illus. · hardcover · ISBN 0-86577-838-8 · US\$ 99.95



## Facial Plastic and Reconstructive Surgery

2nd edition

Papel, I. D., et al.

© 2002 · 928 pp. · 1830 illus. · hardcover · ISBN 0-86577-918-X · US\$ 189.95



## Aesthetic Facial Plastic Surgery

A Multidisciplinary Approach

Romo, T. / Millman, A. L.

© 2000 · 608 pp. · 662 illus. · hardcover · ISBN 0-86577-807-8 · US\$ 199.95



## Lasers in Aesthetic Surgery

Keller, G., et al.

© 2001 · 384 pp. · 200 illus. · hardcover · ISBN 0-86577-850-7 · US\$ 189.95

## Here to Stay

**NEW!**

A Brief History of the American Board of Facial Plastic and Reconstructive Surgery in Celebration of its Twentieth Anniversary

Hill, T. S.

Simons, R. L.

2007 · 172 pp. · 200 illus. · hardcover · ISBN 1-58890-553-5 · US\$ 99.95